

***WARNING***



***Buyer/User Assumes All  
Responsibility For Safety And  
Proper Use Not In Accordance With  
The Directions And Safety Labels.***

P.O. Box 1210, Camarillo, CA 93011-1210 | [www.ViaAquaOceanpure.com](http://www.ViaAquaOceanpure.com)



**WARNING!**

*Buyer/user assumes all responsibility for safety and proper use not in accordance with the directions and safety labels.*



# POLY-REACTOR™

multi-media reactor



**ViaAqua®**  
**PR 30/30**

# POLY-REACTOR™

multi-media reactor

- Equipped ready to use
- Variable flow water pump
- Intake and output tubing (cut to fit)
- Lid secured with latches
- Recessed silicone O-ring
- Use in-sump or hang on tank
- Sediment discharge filter
- Up flow filtration

ViaAqua® Poly Reactor™ is built with high quality acrylic and an easy to remove lid with a recessed o-ring. The reverse water flow design eliminates water channeling through the filter media thus efficiently utilizing filtering media. ViaAqua® Poly Reactor™ comes complete and ready to run with a pump and all plumbing parts. ViaAqua® Poly Reactor™ is designed to be installed either in-sump or hang on the tank.

## IMPORTANT WARNING AND SAFEGUARDS

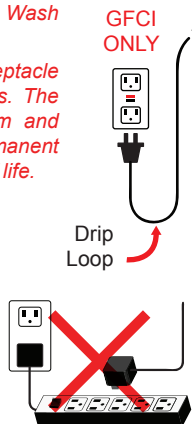
*This product may contain chemicals known to the state of California to cause cancer and or birth defects or other reproductive harm. Wash your hand after handling this product.*

*It is your sole responsibilities to verify that the plug and the receptacle are clean and free of moisture and salt build up at all times. The receptacle must be free of water, salt, calcium, magnesium and dust. Failure to do so can cause fire, damage to property, permanent damage to the product and personal injury not limited to loss of life.*

*Do not plug into extension cord/power strip.*

*A drip loop must be used when plugging all electrical aquarium devices. A drip loop is that part of the cord hanging below the receptacle.*

*The national code requires that a GFCI (Ground fault circuit interrupter) be used in the branch circuit supplying all power to water pumps and electrical aquarium equipment. If you do not have a GFCI, have an electrician install one prior to operating any aquarium component.*



- Read and follow all instructions before using the ViaAqua® Poly Reactor™ to ensure proper use and application.
- Use this product for its intended use only.
- Do not operate ViaAqua® Poly Reactor™ without water. Doing so can cause permanent damage to the pump.
- Prior to maintenance on any electrical aquarium appliance or aquarium, you must disconnect all electrical aquarium devices.
- Routine maintenance is required to ensure the maximum performance and the longevity of the ViaAqua® Poly Reactor™. See maintenance guidelines.
- The use of a surge suppressor is strongly recommended.

ViaAqua® Poly Reactor™ is used for a number of different applications: phosphate resins, phosphate sponge, activated carbon, nitrate sponge and other resin filtering medias. When the ViaAqua® Poly Reactor™ is used with activated carbon, a higher flow pump can be used.

## PART LIST

1. Reaction chamber
2. Latches
3. Down tube
4. Sediment discharge filter
5. Barbed fitting
6. Lock nut
7. Lid
8. O-ring
9. Media sponge
10. Media strainer
11. Hanger
12. Suction cup bracket
13. Control valve
14. Pump
15. Tubing (6ft.)

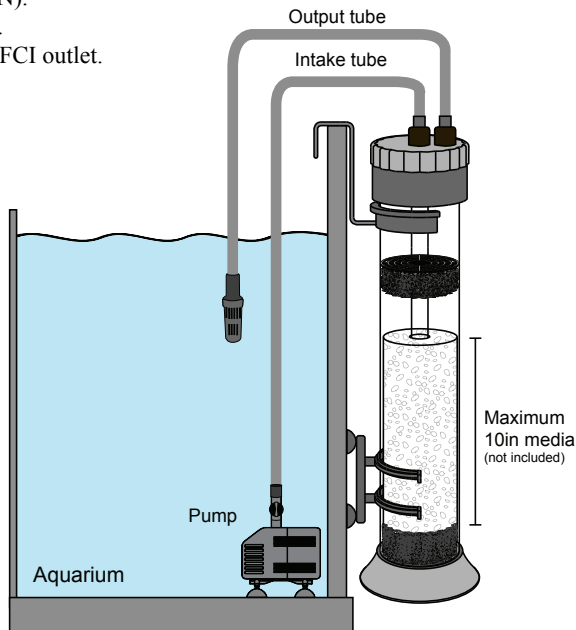


## INSTALLATION

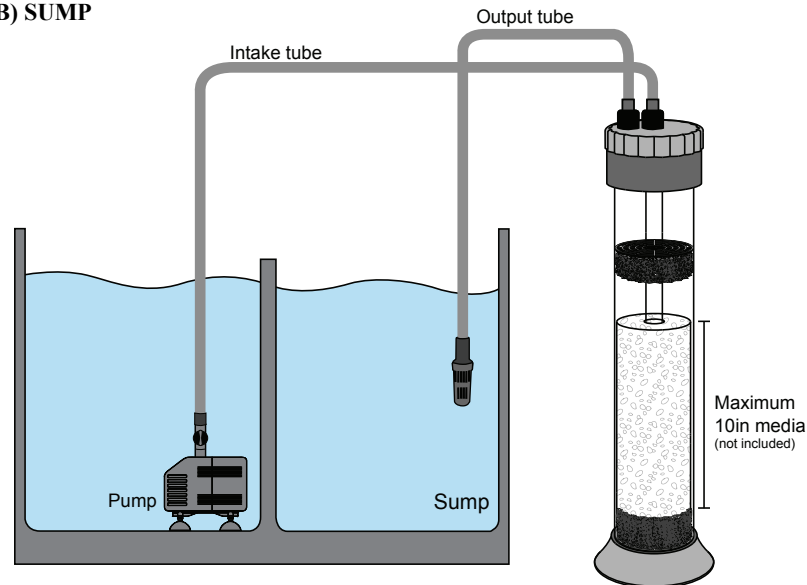
1. Choose a desired location for Poly reactor.
2. Place pump in desired location.
3. Secure the pump and connect a piece of tubing from the pump to the center barbed fitting (IN) secure the tubing with the compression nut. **(NOTE: 6ft. tubing provided is cut to fit for output tubing and intake tube.)**
4. Connect discharge tubing to the output of the poly reactor and secure the tubing with compression nut.
5. Connect the sediment discharge filter to the end of the output tubing.
6. Secure the output tubing and sediment discharge filter with suction cups.
7. Unlatch lid and remove lid
8. Remove the top media sponge and media strainer.
9. Add desired media **(follow manufactures guidelines for media requirements for a given aquarium size, flow rate and precautions.)**
10. Replace media sponge and media strainer.
11. Verify the O-ring is clean and free of all media. A small amount of silicone lubricant can be used to ensure a good seal.
12. Replace lid press directly down so that the down tube against with the barbed fitting (IN).
13. Secure with latches.
14. Plug pump into a GFCI outlet.

## SETUP DIAGRAM

### A) HANG ON TANK



### B) SUMP



## MAINTENANCE

1. Routine maintenance is required to ensure the maximum performance and the longevity of the ViaAqua® water pump.
2. For proper operation of the water pump: clean the pump, impeller and intake strainers every three weeks. Failure to do so will cause premature failure of the pump.
3. Basic maintenance of the ViaAqua® pump:
  - a) Disconnect the water pump from the power supply prior to removing the pump from the aquarium.
  - b) Remove either the prefilter or intake filter strainer. Rinse out prefilter sponge of all debris.
  - c) Remove the impeller cover.
  - d) Once the impeller cover is removed, slide both the impeller and shaft out of the main body of the pump and clean well. Do not use any soap or detergents during cleaning.
  - e) After the impeller and shaft are cleaned, use a small brush to clean inside of the motor housing .
  - f) Reassemble above parts and your ViaAqua® pump is ready to use. Make sure the bushing is reassembled properly. Failure to do so will cause permanent damage to the pump.

**POLY-REACTORS PR 30/30**

<b>Replacement Parts</b>	<b>UPC 0069037</b>
Water pump VA-400 6.2W	3019 8
O-ring for the lid	3020 4
Water control valve	3021 1
Media sponges - 2 pk	3022 8

**Assemble or Use Problems**

If you have any problems assembling or using this unit  
DO NOT RETURN ViaAqua® Poly Reactor™ to the store.

**Technical Service Department**

Monday to Friday 9 am - 5 pm PST  
(805) 383-3566 ext. 102  
e-mail: [info@commodityaxis.com](mailto:info@commodityaxis.com)

**LIMITED WARRANTY**


Commodity Axis, Inc.® warrants that the ViaAqua® Poly Reactor™ is free from defects for a period of one year from the initial date of purchase shown on the original cash register receipt. Commodity Axis, Inc.® disclaim all other warranties, express or implied, including but not limited to any implied warranties of merchantability and/or fitness for a particular purpose. Although this limited warranty gives you specific rights, you may have other rights which vary from state to state. This warranty is void if the failure is due to misuse, tampering, negligence, abuse, accident and/or submersion, a failure to properly install, maintain, clean, prefilter, reassemble, and/or use the ViaAqua® Poly Reactor™ with a Ground Fault Circuit Interrupter (GFCI).

**CONSUMER REMEDIES**

Commodity Axis, Inc.'s entire liability and your sole and exclusive remedy shall be either repair or replacement of the ViaAqua® Poly Reactor™ only if you return the defective unit directly to Commodity Axis, Inc.® with the original receipt in its original box along with twenty dollars (\$20.00) for shipping and handling. Do not send the ViaAqua® Poly Reactor™ by insured mail. You may send your returns or replacements by UPS if requiring a signature upon arrival. Any replaced unit will be warranted for the remaining time of the original warranty period. In no event shall any shipping charges be reimbursed. In no event will Commodity Axis, Inc.® be liable for any consequential or incidental damages, including but not limited to lost sea life, personal injury, property damage, equipment damage, lost profits, lost wages, lost savings, lost income, etc., arising out of the use of the ViaAqua® Poly Reactor™. Some states do not allow for the limitation or exclusion of liability for incidental or consequential damages, so the above exclusion may not apply to you.

**RETURNS**

Please contact our service center at (888) 838-3882 or fax (888) 989-0878 to arrange repair and/or replacement. Please allow 4-6 weeks for all returns. Commodity Axis, Inc.® cannot ship nor respond to a P.O. Box address.

<b>POLY-REACTOR™</b> multi-media reactor		
<b>WARRANTY CARD</b>		
Please mail warranty card and PROOF OF PURCHASE within 15 days of purchase to: Commodity Axis, Inc., P.O. Box 1210, Camarillo, CA 93011-1210.		
Model	Date of Purchase	Dealer Name
First and Last Name		Phone Number
Address, City, State, Zip code		
 <b>COMMODITYAXIS</b>		



P.O. Box 1210,  
Camarillo, CA 93011-1210  
[www.CommodityAxis.com](http://www.CommodityAxis.com)  
[www.ViaAqua.net](http://www.ViaAqua.net)  
[www.ViaAquaOceanpure.com](http://www.ViaAquaOceanpure.com)  
[www.OceanpureSalt.com](http://www.OceanpureSalt.com)

Commodity Axis, Inc.® is also a manufacture of  
ViaAqua® Acro-Cal™ Reactor, ViaAqua® Poly Reactor™,  
ViaAqua® Oceanpure™ Salt, ViaAqua® Glass Heater, ViaAqua® Titanium Heater,  
ViaAqua® MillionAir™ Air Pump, ViaAqua® Water Pumps, ViaAqua® Glass Aquariums  
and Helios® Lighting Systems.

© 2009 Commodity Axis, Inc.®  
Specifications are subject to change without notice