

WARNING

Buyer/User assumes all responsibility for safety and proper use not in accordance with the directions and safety labels.



MillionAir™

A I R - P U M P

- » Extremely quiet
- » Low energy consumption
- » High airflow output
- » Single or double outlet air pump



ViaAqua®

Models: MA 80, Ma 100, MA 200,
MA 300, MA 400, MA 500, MA600

WARNING

- » This product may contain chemicals known to the State of California to cause cancer and/or birth defects or other reproductive harm. Wash your hand after handling the product.
- » It is your sole responsibility to verify that the plug and receptacle are clean/free of moisture and salt build up at all times. The receptacle must be free of water, salt, calcium, and magnesium. Failure to do so may cause fire and/or loss of life.
- » Do not plug into an extension cord or power strip.
- » A drip loop must be used when plug into any electrical devices. A drip loop is part of the cord hanging below the receptacle.
- » The national code requires all aquarium equipment to be plugged into a G.F.C.I. (Ground Fault Circuit Interrupter) electrical outlet. If you do not have a G.F.C.I., have an electrician install one prior to operating any aquarium components.

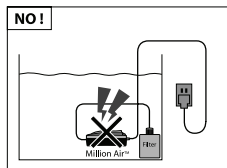
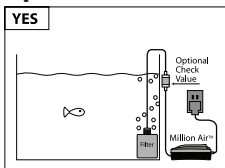
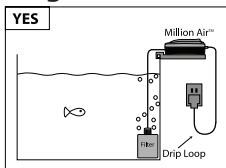
INSTALLATION

1. For indoor use only.
2. Do not place the air pump in the aquarium.
3. Prevent any backflow of water from entering the air pump when the power is turned off by:
 - a. Place or hang the MillionAir™ Air pump above the aquarium, however the unit should not be placed where it could fall into the water.
 - b. If the MillionAir™ Air pump is placed below the aquarium a "check valve" is required.
4. Connect a piece of airline tubing to the air difuser.
5. Plug directly to a G.F.C.I. electrical outlet using a drip loop.
6. To ensure a optimum airflow, change or clean airstone on a regular basis.


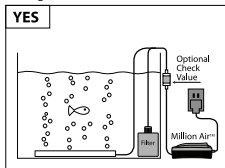
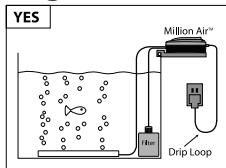
WARNING AND SAFEGUARD

- * Read and follow all instructions before using the MillionAir™ Air pump to ensure the proper use and application.
- * Use this product for its intended use only.
- * Do not plug into an extension cord or power strip.
- * Never yank or pull the cord from the electrical outlet.
- * Do not operate if the plug or wire is damaged.
- * The air pump should never come in contact with water.
- * The air pump must be turned off and/or disconnected from the power supply before
 - * the weekly maintenance of the aquarium.
- * Verify that hands are dry prior to disconnecting the power.
- * To reduce the risk of electrocution keep all connections dry.
- * If the air pump falls or comes into contact of water/excess moisture, unplug the air pump from the power supply before removing it. Failure to do so may cause electrical shock
 - * or injury.
- * At all times the air pump and connections need to be free of water, moisture and salt build up. Failure to do so may cause electrical
 - * arcing, resulting in fire or electrical shock.
- * Do not place the air pump above an open top aquarium.

Single Outlet Air Pump:



Single Outlets Air Pump:



Specifications of the products:

Model	Tank Size	Outlet	Air Volume	Control Mode	UPC 0069037
MA - 80	5-10 gal.	Single	833 cc/m	Normal	1717 5
MA - 100	5-20 gal.	Single	1666 cc/m	Normal	1754 0
MA - 200	10-30 gal.	Single	1666 cc/m	High/Low	1755 7
MA - 300	25-40 gal.	Double	2000 cc/m	Normal	1756 4
MA - 400	30-50 gal.	Double	2000 cc/m	High/Low	1757 1
MA - 500	40-75 gal.	Double	2666 cc/m	Normal	1758 8
MA - 600	60-up gal.	Double	2666 cc/m	High/Low	1759 5

LIMITED WARRANTY

Commodity Axis, Inc.® warrants that the ViaAqua® MillionAir™ is free from defects for a period of one year from the initial date of purchase shown on the original cash register receipt. Commodity Axis, Inc.® disclaim all other warranties, express or implied, including but not limited to any implied warranties of merchantability and/or fitness for a particular purpose. Although this limited warranty gives you specific rights, you may have other rights which vary from state to state. This warranty is void if the failure is due to misuse, tampering, negligence, abuse, accident and/or submersion, a failure to properly install, maintain, clean, prefilter, reassemble, and/or use the ViaAqua® MillionAir™ with a Ground Fault Circuit Interrupter (G.F.C.I.).

CONSUMER REMEDIES

Commodity Axis, Inc.'s entire liability and your sole and exclusive remedy shall be either repair or replacement of the ViaAqua® MillionAir™ only if you return the defective unit directly to Commodity Axis, Inc.® with the original receipt in its original box along with ten dollars (\$10.00) for shipping and handling. Do not send the MillionAir™ pump by insured mail. You may send your returns or replacements by UPS if requiring a signature upon arrival. Any replaced unit will be warranted for the remaining time of the original warranty period. In no event shall any shipping charges be reimbursed. In no event will Commodity Axis, Inc. be liable for any consequential or incidental damages, including but not limited to lost sea life, personal injury, property damage, damage equipment, lost profits, lost wages, lost savings, lost income, etc., arising out of the use of the ViaAqua® MillionAir™ pump. Some states do not allow for the limitation or exclusion of liability for incidental or consequential damages, so the above exclusion may not apply to you.

ViaAqua[®] REGISTRATION CARD

ONE (1) YEAR WARRANTY CARD

Please fill out this warranty card and mail it with PROOF OF Purchase within 15 days of purchase to: Commodity Axis Inc.,

300 South Lewis Rd. Unit J. Camarillo CA 93012, USA

Name	Date	
Product Name	Mode No	
Address		
City	State	Zip Code
Country	Home Phone	
Cell Phone	Email	
Date of Purchase	Seller (Retail Name)	
Seller's Location	Phone	

IMPORTANT: Please make a copy of this warranty card and retain it for your records. Warranty policy is subject to change without notice.



COMMODITYAXIS[®]
COMMODITY AXIS INC

Bringing Products to Life
300 South Lewis Rd. Unit J. Camarillo CA 93012
Fax: (888) 989 0878
www.ViaAquaOceanpure.com